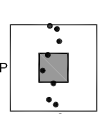
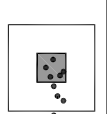
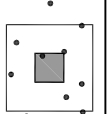
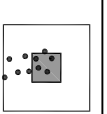
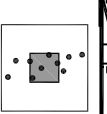



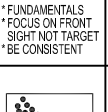
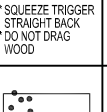
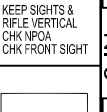




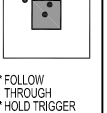

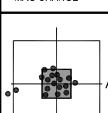
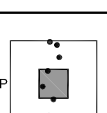
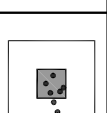
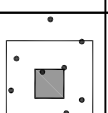
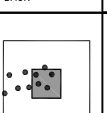
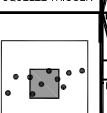



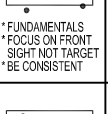
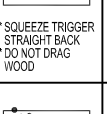




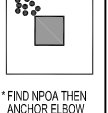
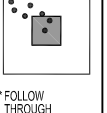
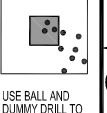
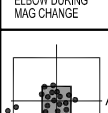
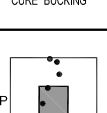
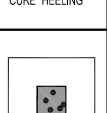
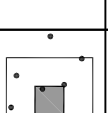
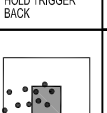
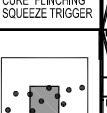

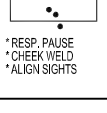

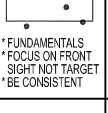
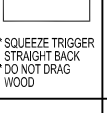
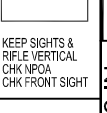
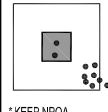
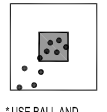
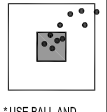
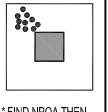
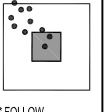
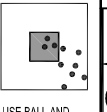
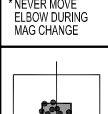


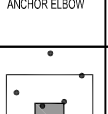
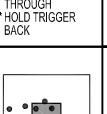
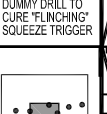

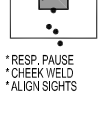

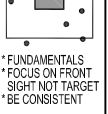

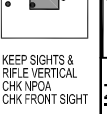
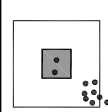
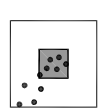
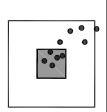
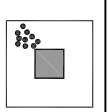
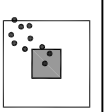
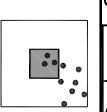
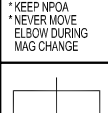



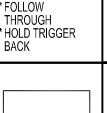


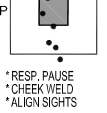
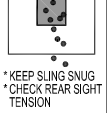
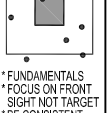

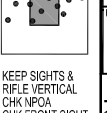
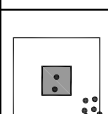
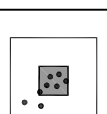
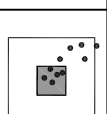
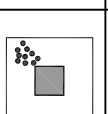
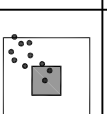
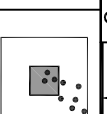
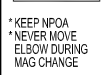
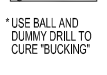
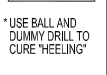
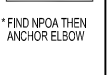

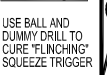
 <p>* FIRE ALL SHOTS WITH RIFLEMAN'S CADENCE</p>	 <p>* RESP. PAUSE * CHEEK WELD * ALIGN SIGHTS</p>	 <p>* KEEP SLING SNUG * CHECK REAR SIGHT TENSION</p>	 <p>* FUNDAMENTALS * FOCUS ON FRONT SIGHT NOT TARGET * BE CONSISTENT</p>	 <p>* SQUEEZE TRIGGER * STRAIGHT BACK * DO NOT DRAG WOOD</p>	 <p>* KEEP SIGHTS & RIFLE VERTICAL * CHK NPOA * CHK FRONT SIGHT</p>
 <p>* KEEP NPOA * NEVER MOVE ELBOW DURING MAG CHANGE</p>	 <p>* USE BALL AND DUMMY DRILL TO CURE "BUCKING"</p>	 <p>* USE BALL AND DUMMY DRILL TO CURE "HEELING"</p>	 <p>* FIND NPOA THEN ANCHOR ELBOW</p>	 <p>* FOLLOW THROUGH * HOLD TRIGGER BACK</p>	 <p>* USE BALL AND DUMMY DRILL TO CURE "FLINCHING" * SQUEEZE TRIGGER</p>
 <p>* FIRE ALL SHOTS WITH RIFLEMAN'S CADENCE</p>	 <p>* RESP. PAUSE * CHEEK WELD * ALIGN SIGHTS</p>	 <p>* KEEP SLING SNUG * CHECK REAR SIGHT TENSION</p>	 <p>* FUNDAMENTALS * FOCUS ON FRONT SIGHT NOT TARGET * BE CONSISTENT</p>	 <p>* SQUEEZE TRIGGER * STRAIGHT BACK * DO NOT DRAG WOOD</p>	 <p>* KEEP SIGHTS & RIFLE VERTICAL * CHK NPOA * CHK FRONT SIGHT</p>
 <p>* KEEP NPOA * NEVER MOVE ELBOW DURING MAG CHANGE</p>	 <p>* USE BALL AND DUMMY DRILL TO CURE "BUCKING"</p>	 <p>* USE BALL AND DUMMY DRILL TO CURE "HEELING"</p>	 <p>* FIND NPOA THEN ANCHOR ELBOW</p>	 <p>* FOLLOW THROUGH * HOLD TRIGGER BACK</p>	 <p>* USE BALL AND DUMMY DRILL TO CURE "FLINCHING" * SQUEEZE TRIGGER</p>
 <p>* FIRE ALL SHOTS WITH RIFLEMAN'S CADENCE</p>	 <p>* RESP. PAUSE * CHEEK WELD * ALIGN SIGHTS</p>	 <p>* KEEP SLING SNUG * CHECK REAR SIGHT TENSION</p>	 <p>* FUNDAMENTALS * FOCUS ON FRONT SIGHT NOT TARGET * BE CONSISTENT</p>	 <p>* SQUEEZE TRIGGER * STRAIGHT BACK * DO NOT DRAG WOOD</p>	 <p>* KEEP SIGHTS & RIFLE VERTICAL * CHK NPOA * CHK FRONT SIGHT</p>
 <p>* KEEP NPOA * NEVER MOVE ELBOW DURING MAG CHANGE</p>	 <p>* USE BALL AND DUMMY DRILL TO CURE "BUCKING"</p>	 <p>* USE BALL AND DUMMY DRILL TO CURE "HEELING"</p>	 <p>* FIND NPOA THEN ANCHOR ELBOW</p>	 <p>* FOLLOW THROUGH * HOLD TRIGGER BACK</p>	 <p>* USE BALL AND DUMMY DRILL TO CURE "FLINCHING" * SQUEEZE TRIGGER</p>
 <p>* FIRE ALL SHOTS WITH RIFLEMAN'S CADENCE</p>	 <p>* RESP. PAUSE * CHEEK WELD * ALIGN SIGHTS</p>	 <p>* KEEP SLING SNUG * CHECK REAR SIGHT TENSION</p>	 <p>* FUNDAMENTALS * FOCUS ON FRONT SIGHT NOT TARGET * BE CONSISTENT</p>	 <p>* SQUEEZE TRIGGER * STRAIGHT BACK * DO NOT DRAG WOOD</p>	 <p>* KEEP SIGHTS & RIFLE VERTICAL * CHK NPOA * CHK FRONT SIGHT</p>
 <p>* KEEP NPOA * NEVER MOVE ELBOW DURING MAG CHANGE</p>	 <p>* USE BALL AND DUMMY DRILL TO CURE "BUCKING"</p>	 <p>* USE BALL AND DUMMY DRILL TO CURE "HEELING"</p>	 <p>* FIND NPOA THEN ANCHOR ELBOW</p>	 <p>* FOLLOW THROUGH * HOLD TRIGGER BACK</p>	 <p>* USE BALL AND DUMMY DRILL TO CURE "FLINCHING" * SQUEEZE TRIGGER</p>
 <p>* FIRE ALL SHOTS WITH RIFLEMAN'S CADENCE</p>	 <p>* RESP. PAUSE * CHEEK WELD * ALIGN SIGHTS</p>	 <p>* KEEP SLING SNUG * CHECK REAR SIGHT TENSION</p>	 <p>* FUNDAMENTALS * FOCUS ON FRONT SIGHT NOT TARGET * BE CONSISTENT</p>	 <p>* SQUEEZE TRIGGER * STRAIGHT BACK * DO NOT DRAG WOOD</p>	 <p>* KEEP SIGHTS & RIFLE VERTICAL * CHK NPOA * CHK FRONT SIGHT</p>
 <p>* KEEP NPOA * NEVER MOVE ELBOW DURING MAG CHANGE</p>	 <p>* USE BALL AND DUMMY DRILL TO CURE "BUCKING"</p>	 <p>* USE BALL AND DUMMY DRILL TO CURE "HEELING"</p>	 <p>* FIND NPOA THEN ANCHOR ELBOW</p>	 <p>* FOLLOW THROUGH * HOLD TRIGGER BACK</p>	 <p>* USE BALL AND DUMMY DRILL TO CURE "FLINCHING" * SQUEEZE TRIGGER</p>
 <p>* FIRE ALL SHOTS WITH RIFLEMAN'S CADENCE</p>	 <p>* RESP. PAUSE * CHEEK WELD * ALIGN SIGHTS</p>	 <p>* KEEP SLING SNUG * CHECK REAR SIGHT TENSION</p>	 <p>* FUNDAMENTALS * FOCUS ON FRONT SIGHT NOT TARGET * BE CONSISTENT</p>	 <p>* SQUEEZE TRIGGER * STRAIGHT BACK * DO NOT DRAG WOOD</p>	 <p>* KEEP SIGHTS & RIFLE VERTICAL * CHK NPOA * CHK FRONT SIGHT</p>
 <p>* KEEP NPOA * NEVER MOVE ELBOW DURING MAG CHANGE</p>	 <p>* USE BALL AND DUMMY DRILL TO CURE "BUCKING"</p>	 <p>* USE BALL AND DUMMY DRILL TO CURE "HEELING"</p>	 <p>* FIND NPOA THEN ANCHOR ELBOW</p>	 <p>* FOLLOW THROUGH * HOLD TRIGGER BACK</p>	 <p>* USE BALL AND DUMMY DRILL TO CURE "FLINCHING" * SQUEEZE TRIGGER</p>
 <p>* FIRE ALL SHOTS WITH RIFLEMAN'S CADENCE</p>	 <p>* RESP. PAUSE * CHEEK WELD * ALIGN SIGHTS</p>	 <p>* KEEP SLING SNUG * CHECK REAR SIGHT TENSION</p>	 <p>* FUNDAMENTALS * FOCUS ON FRONT SIGHT NOT TARGET * BE CONSISTENT</p>	 <p>* SQUEEZE TRIGGER * STRAIGHT BACK * DO NOT DRAG WOOD</p>	 <p>* KEEP SIGHTS & RIFLE VERTICAL * CHK NPOA * CHK FRONT SIGHT</p>
 <p>* KEEP NPOA * NEVER MOVE ELBOW DURING MAG CHANGE</p>	 <p>* USE BALL AND DUMMY DRILL TO CURE "BUCKING"</p>	 <p>* USE BALL AND DUMMY DRILL TO CURE "HEELING"</p>	 <p>* FIND NPOA THEN ANCHOR ELBOW</p>	 <p>* FOLLOW THROUGH * HOLD TRIGGER BACK</p>	 <p>* USE BALL AND DUMMY DRILL TO CURE "FLINCHING" * SQUEEZE TRIGGER</p>
 <p>* FIRE ALL SHOTS WITH RIFLEMAN'S CADENCE</p>	 <p>* RESP. PAUSE * CHEEK WELD * ALIGN SIGHTS</p>	 <p>* KEEP SLING SNUG * CHECK REAR SIGHT TENSION</p>	 <p>* FUNDAMENTALS * FOCUS ON FRONT SIGHT NOT TARGET * BE CONSISTENT</p>	 <p>* SQUEEZE TRIGGER * STRAIGHT BACK * DO NOT DRAG WOOD</p>	 <p>* KEEP SIGHTS & RIFLE VERTICAL * CHK NPOA * CHK FRONT SIGHT</p>
 <p>* KEEP NPOA * NEVER MOVE ELBOW DURING MAG CHANGE</p>	 <p>* USE BALL AND DUMMY DRILL TO CURE "BUCKING"</p>	 <p>* USE BALL AND DUMMY DRILL TO CURE "HEELING"</p>	 <p>* FIND NPOA THEN ANCHOR ELBOW</p>	 <p>* FOLLOW THROUGH * HOLD TRIGGER BACK</p>	 <p>* USE BALL AND DUMMY DRILL TO CURE "FLINCHING" * SQUEEZE TRIGGER</p>

1/16 MOA PER CLICK

8 MOA OR LESS: ADJUST SIGHTS
>8 MOA: REVIEW FUNDAMENTALS*

- * CHECK STEADY HOLD FACTORS
- * THE 6 STEPS OF FIRING THE SHOT
- * CHECK FOR LOOSE HARDWARE

2" = 8 MOA @25m

0 1/4 1/2 3/4 1 1/4 1/2 3/4 2 1/4 1/2 3/4 1/4 1/2

TALKING TARGETS. COURTESY OF: WWW.APPLESEEDINFO.ORG

1. SIGHT ALIGNMENT
2. SIGHT PICTURE
3. RESPIRATORY PAUSE
- 4A. FOCUS YOUR EYE
- 4B. FOCUS YOUR MIND
5. SQUEEZE THE TRIGGER
6. FOLLOW THROUGH