



# **Lansing, MI**

# **Appleseed Instructor Boot Camp**

January 25-26, 2014



# Agenda

---

- Saturday
  - Intros / Entry survey
  - State of the State
  - Using the Appleseed site – TIPS, Forum, etc.
  - Expectations
  - POIs – breakouts, breakouts, and more breakouts
- Saturday evening 5 PM until ????
  - Rifle familiarization (the basic 8)
  - 10/22 basic gunsmithing/assembly
    - Or, how you can help 6 clean his loaners!



# Agenda

---

- Sunday
  - Safety briefing breakout
  - Finish POIs
  - Troubleshooting on the line
  - History
  - LibertySeeds
  - Open Discussion
  - Closing comments/exit survey



# Basic Points

---

- Hands on learning
- Learn by doing
- Do things that can't be done at an Appleseed
- **Ask questions!**
- Make mistakes!
- Don't try to hide – you'll get out of this what you put into it
- Have fun – we're all here to help each other



## Basic Points

---

# ASK QUESTIONS!!

- There's a lot of experience in this room. Take advantage of it!



# Entry Survey

---

- What do you expect to get out of this IBC?
- What was it that motivated you to take the Orange/Blue Hat? What did someone say or do? Please be specific.



# State of the State

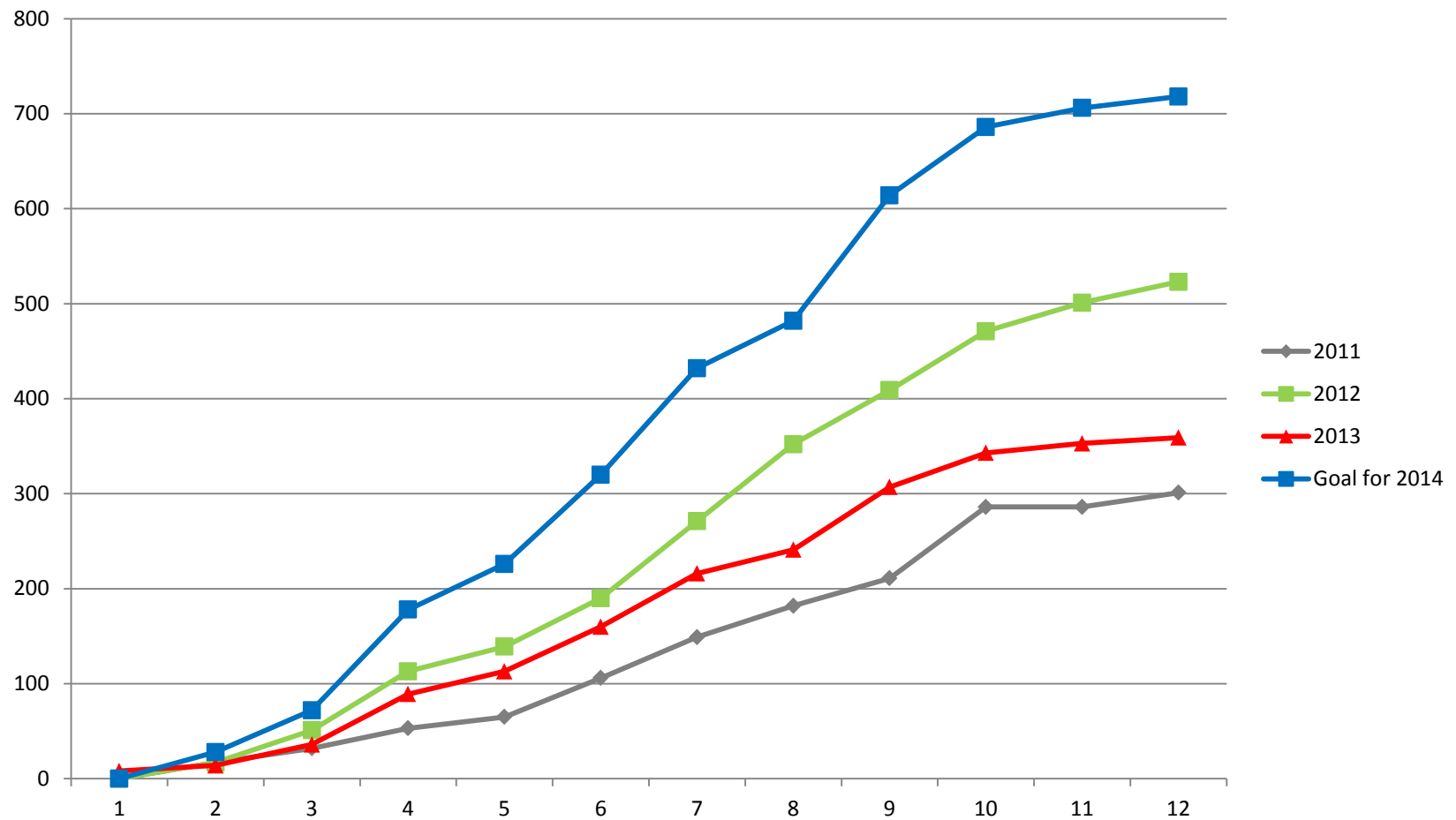
---

- CTN for 2013
- Cadre numbers
- Goals for 2014
- Michigan Leadership
- Special events for 2014
- General expectations

# 2013 Review



## Michigan Appleshed Attendance

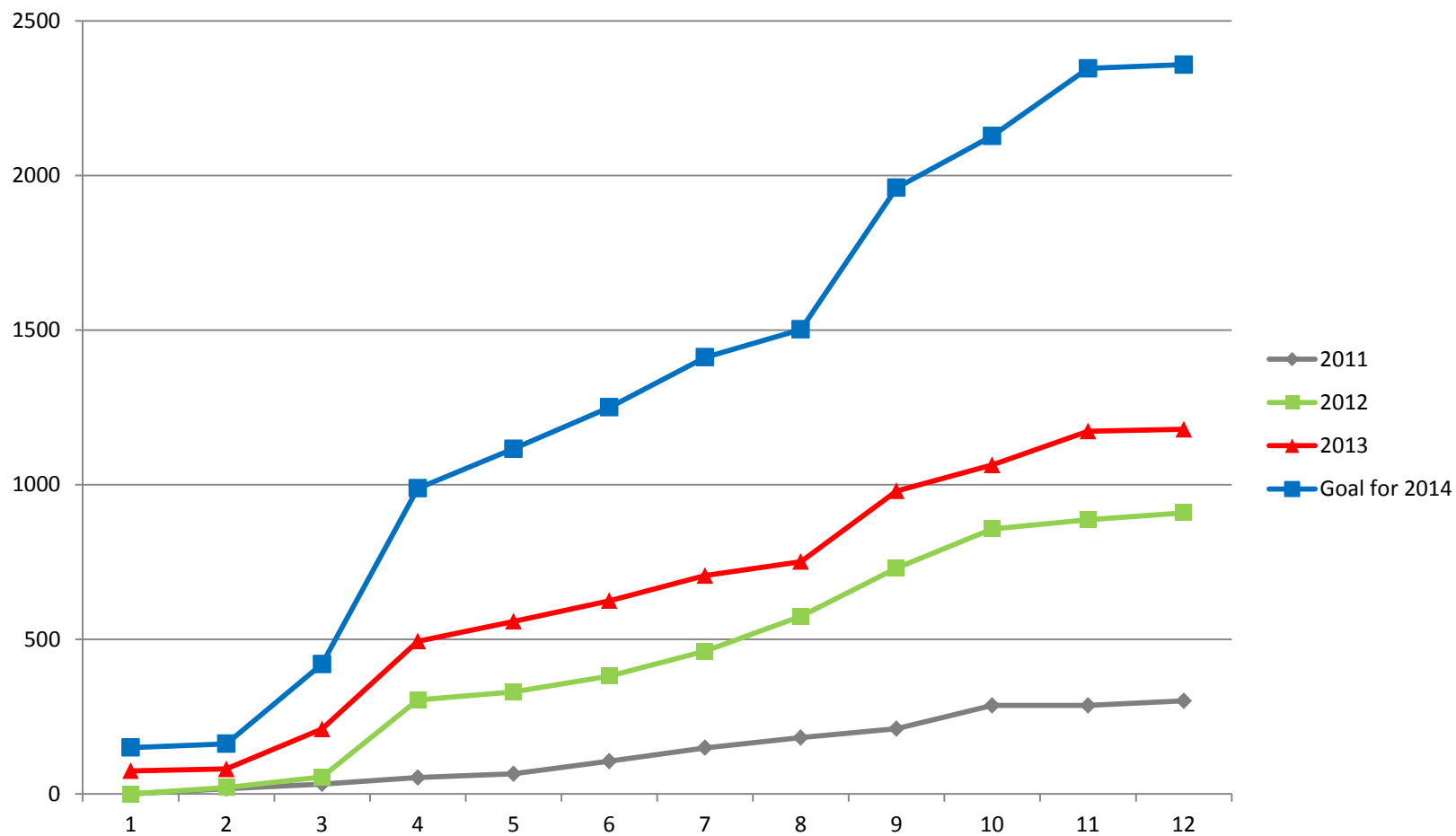






# 2013 Review

## Michigan Appleseed + Libraryseed Attendance





# 2013 Review

---

- Good
  - Libertyseeds – the more, the better!
  - Homeschoolers – huge, untapped numbers
  - Instructor recruitment
- What can we improve?
  - Promotions – many venues well below capacity
  - Venue development – few new ranges
  - Number of events – same as 2012 (32)
  - 7 events canceled (Bellevue{3}, Lansing {2}, Dundee, Eaton R.)



# Instructor Cadre as of 1/1/14

## Michigan Instructors

	<u>AC</u>	<u>IIT</u>	<u>RH</u>	<u>SB</u>	<u>DSB</u>	<u>SI</u>	<u>Total</u>
1/1/2010	0	2	1	0	0	1	4
1/1/2011	1	4	2	1	0	1	9
1/1/2012	2	16	5	2	1	1	27
1/1/2013	10	27	8	4	3	1	53
1/1/2014	11	41	9	7	2	2	72
Goal for 1/1/15	22	82	18	14	4	4	144



# 2014 Goals

---

Goal for 2014: Double our numbers

Events (shoots) in 2013: 39 (7 canceled)

Goal for 2014: 78

Attendees in 2013 (shoots):

Goal for 2014:

Attendees at libraryseeds + shoots:

Goal for 2014:

\*Number of hunters in MI, according to DNR: 650,000



# State of the State

---

## Michigan Appleseed Leadership

- Promotions – number6 \*
- Range Development – D.O.M. \*
- Instructor Development – Superheat
  - Central/Western ID – Graywolf
- State Coordinator – intheburbs – “The buck stops here.”
  - Western MI RC – Steel Thunder
  - Northern MI RC – D.O.M.





# What is a “coordinator?”

---

- Just like a Shoot Boss – delegate
- Central point to collect and disseminate information
- Promotions –
  - organize staffing and choose gun shows
  - homeschooler shows, Patriot Week,
  - help Mac with Libertyseeds
- Range development
  - Contact ranges, set appointments
  - Good phone/email/speaking skills





# Special Events for 2014

---

## YouthSeed 2014

- July 26-27 in Fenton – room for 25
- For shooters aged 12-17
- 17 and under instructors
- Junior IITs do ***everything***
- Adult instructors only as safety chaperones
- Potential to have 40-50 people in attendance
- Offered to “National” as a promotion tool





# Special Events for 2014

---

April 19<sup>th</sup> is finally on a Saturday!!!!

But that's Easter weekend



Any event that weekend should be 1 day only  
(Saturday)

Events bracketing that weekend can use the red  
AQTs, do the 3 PM volley, etc.





# Special Events for 2014

---

## Lexington/Concord road trip

- To see the reenactments on April 21
- Depart for MA on Friday or Sat
- Return on Tuesday – April 22
- Block of rooms reserved @ \$80 per night
- 5 rooms left - contact ITB to claim a room
- Carpooling available
- 821 miles - ~14 hours each way





# Promotions

---

John Rose  
“number6”  
Promotions Coordinator



# Special Talents

---

Do you have any special talents?

- Computer (or frequent computer time)
- Marketing
- Graphic design/desktop publishing
- Organizational skills/management skills?

Please let us know! We can use you!



# General Expectations

---

- IITs
  - Work at least 4 shoots
  - Work at least 1 promotions event
  - Move forward – do a PC at every event
  - History at every event
  - “older” IITs mentor “younger” IITs
  - Inexperienced with centerfire rifles? Get trigger time on Sunday when KD is offered.
  - Minimum age – 13 years





# General Expectations

---

- Instructors (Red Hats)
  - Work at least 6 shoots
  - Work at least 2 promotions event
  - Improve - Red Hat is not a destination
  - Mentor several IITs
  - Qualify at KD
  - Minimum age – 18 years\*



\*Different from National policy, which is 16



# General Expectations

---

- Shoot Boss
  - Work at least 8 shoots
  - Work at least 3 promotions event
  - The “pillars” of Appleseed
  - Mentor RHs, IITs
  - Size up RHs as potential SBs
  - Qualify at KD
  - Minimum age – 21 years





# General Expectations

---

- Designated Shoot Boss
  - Work at least 10 shoots
  - Work at least 4 promotions event
  - **Train/mentor/create new Shoot Bosses**
  - Mentor RH, IITs
  - Size up RHs as potential SBs
  - Qualify at KD
  - Minimum age – 21 years
  - DSBs: Miki, Superheat, TreadCarefully (SI), ITB (SI)





# General Expectations

---

- Apple Core
  - Work at least 4 shoots
  - Admin/check-in support
  - Interact with shooters
  - Identify any potential special needs
  - Help size up shooters as potential instructors
  - Help recruit shooters that have shot Rifleman
  - Teach history
  - AC1 – RSO as needed







# General Expectations

---

- Everyone
  - Re-qualify on the AQT each year
  - Try to work one out of state shoot
  - Seventh stepping - always carry brochures
  - Libertyseeds!!
  - What about the other 28 days?





# Range Development

---

- Current/Past host ranges

- **Fenton**
- **Lapeer**
- **Bellevue**
- **Battle Creek**
- **Dundee**
- **Eaton Rapids**
- **Brooklyn**
- **Twin Lake**
- **Muskegon**
- **Berrien Springs**

- **Watervliet**
- **Niles**
- Munger (pending)
- **Marlette/Kingston**
- **Gaylord**
- **Houghton Lake**
- **Lansing**

\* **Bold: Events in 2013 and/or 2014**



# Range Development

---

- Targets for 2014
    - Blue Water – Port Huron
    - Washtenaw County - Ypsilanti
    - Western Wayne County - Plymouth
    - Multi-Lakes – Commerce
    - Less than 25 miles from downtown GR
- ❖ Cash bounty of \$100 cash (or ammo – 22LR, 5.56 or .308) for the first event scheduled in one of these venues paid to whomever set up the initial board meeting/presentation.**



# Range Development

---

- Current number of host ranges: 14
- New added for 2013: 2
  - Berrien Springs
  - Twin Lake
- We need LBOTG for every range
  - Someone to “take ownership”
  - Build a relationship – we’re just not another gun class
- New for 2014 – Marlette/Kingston, MI



# Range Development

---

- Best method – a “champion” at the club
- Board members can attend for free
- Get time at a board meeting (~20 min)
- D.O.M. or ITB can make the pitch
- Shoot Bosses have broad discretion to “comp” people – “Does it help our cause?”
- Get the host agreement filled out and signed
- Pick a date – be aware of other venues nearby



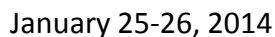
# Range Development

---

## Goals for 2014 – “smart” expansion

- Get a “liaison” for every range
  - Solidify relationship with Appleseed
  - Be first on the calendar for 2015
- Develop ranges in GR and Detroit metro
  - At least 1 in GR
  - At least 2 in Detroit metro inside 23/69/94
- Push north – Traverse City, Mackinaw, etc.
  - 2 new ranges

- The Appleseed Forum
- <http://appleseedinfo.org/smf/>





# Appleseed Website/TIPS/Forum

- Michigan Forum – bookmark it!, set alerts

	<b>Kentucky ()</b> A place for Bluegrass folks to work together Moderators: Unbridled Liberty, Rimshot	1071 Posts 181 Topics	<b>Last post</b> by Pitmaster in Re: Fear or Pleasure? on December 28, 2012, 06:21:14 AM
	<b>Louisiana (LawDog)</b> Moderator: LawDog	419 Posts 64 Topics	<b>Last post</b> by Labiofus in Re: Slidell, LA - 10/27-... on October 28, 2012, 09:11:46 PM
	<b>Maine ()</b> Pine Trees and Apple Trees, Appleseed can happen here Moderator: SeanO	233 Posts 26 Topics	<b>Last post</b> by TOMINCT in Re: Appleseed in Maine ... on December 02, 2012, 10:49:40 AM
	<b>Maryland (BeSwift)</b> Moderators: Chainsaw, BeSwift	225 Posts 58 Topics	<b>Last post</b> by BeSwift in Annapolis Shoots & Happy... on December 31, 2012, 04:17:11 PM
	<b>Massachusetts (Dwarven1)</b> The Home of April 19th, Birth place of the first Appleseed Project. Moderator: Dwarven1	818 Posts 107 Topics	<b>Last post</b> by aim in Re: MA Staff Roster on December 23, 2012, 05:45:09 PM
	<b>Michigan (intheburbs) and (number6)</b> Moderators: intheburbs, Rimshot, number6, Swamp Thing	1436 Posts 184 Topics	<b>Last post</b> by SteelThunder in Re: Bellevue WINTERSEED ... on <b>Today</b> at 12:25:19 PM
Child Boards: <b>Michigan Instructors</b> <small>new</small>			
	<b>Minnesota (Kosciusko)</b> Minnesota - Land of 10,000 Appleseeds! Moderators: AFTERMATH, Patriot Gal, Kosciusko	2552 Posts 253 Topics	<b>Last post</b> by bergfire in Re: Minnesota Appleseed ... on <b>Today</b> at 05:45:22 AM
Child Boards: <b>The Deep End: MN Appleseed Workshop</b> <small>new</small>			
	<b>Mississippi (Determined451)</b> Moderator: Determined451	181 Posts 29 Topics	<b>Last post</b> by PHenry in Re: Time For a Change in... on December 27, 2012, 05:30:22 PM
	<b>Missouri ()</b> Think you can shoot? Show Me! Moderator: Patriot Gal	1883 Posts 237 Topics	<b>Last post</b> by Quantrill in Looking for another Ruge... on January 01, 2013, 02:00:07 PM





# Appleseed Website/TIPS/Forum

## Michigan Forum

Project Appleseed » Your Appleseed State Board » Michigan (intheburbs) and (number6) (Moderators: intheburbs, Rimshot, number6, Swamp Thing)

### Child Boards



#### Michigan Instructors

Moderators: intheburbs, Rimshot, number6

1086 Posts  
86 Topics

Last post by SteelThunder  
in Re: Bellevue WINTERSEED ...  
on Today at 12:25:19 PM

Pages: [1] 2 3 4 5 ... 7 Go Down

NEW TOPIC

NEW POLL

UNNOTIFY

MARK READ

Subject / Started by		Replies / Views	Last post
  <b>Working Calendar for Michigan 2013 events</b> Started by intheburbs		11 Replies 486 Views	January 02, 2013, 03:54:38 PM by intheburbs
  <b>Working Calendar for Michigan 2012 events</b> Started by intheburbs		21 Replies 2295 Views	October 04, 2012, 08:00:35 PM by Pitmaster
  <b>Download the latest Michigan Trifold insert here! NOW WITH 2013 dates</b> <span>new</span> Started by intheburbs		8 Replies 321 Views	October 03, 2012, 02:58:22 PM by Rascal21
  <b>MICHIGAN LIBRARYSEEDS</b> Started by Swamp Thing		12 Replies 416 Views	April 18, 2012, 09:35:30 PM by mac66
  <b>MICHIGAN INSTRUCTOR DIRECTORY</b> Started by intheburbs		2 Replies 1136 Views	March 13, 2012, 10:12:56 PM by Swamp Thing
  <b>/!\ -- MICHIGAN AFTER ACTION REPORTS -- /!\</b> Started by Heartbreaker		3 Replies 488 Views	March 12, 2012, 03:27:13 PM by Swamp Thing
  <b>CTN - Crunching the Numbers - Michigan</b> Started by intheburbs		3 Replies 619 Views	December 09, 2011, 09:28:32 PM by Patriot Gal
  <b>Bailing a little bit more - How to get active on a national level</b> Started by Appleseed		0 Replies 879 Views	August 10, 2009, 07:45:18 PM by Appleseed
  <b>New Year's resolution...</b> Started by SteelThunder		6 Replies 106 Views	January 01, 2013, 11:15:40 PM by mac66
  <b>Lapeer lost and found</b> <span>new</span> Started by SteelThunder		9 Replies 103 Views	January 01, 2013, 11:13:20 PM by Oz
  <b>Drafting a letter, please comment</b> <span>new</span> Started by Caliper		9 Replies 215 Views	December 17, 2012, 08:21:29 PM by Johnnyappleseed
  <b>What's an Appleseed instructor do when he's stuck in Pheonix?</b>		1 Replies	December 15, 2012, 01:55:23 AM



# Appleseed Website/TIPS/Forum

## Michigan Instructors Sub-Forum

Project Appleseed » Four Appleseed State Board » Michigan (intheburbs) and (number6) » Michigan Instructors (moderators: intheburbs, kimsnot, number6)





























Pages: [1] 2 3 [Go Down](#)

[NEW TOPIC](#)

[NEW POLL](#)

[NOTIFY](#)

[MARK READ](#)

Subject / Started by		Replies / Views	Last post ▼
  <b>Bellevue WINTERSEED January 19-20, 2013 Official Planning Thread</b> <span>new</span>	Started by SteelThunder	9 Replies 93 Views	<b>Today</b> at 12:25:19 PM by SteelThunder
  <b>Homeschool Seed Jan 7</b>	Started by mac66	3 Replies 71 Views	<b>Yesterday</b> at 11:02:30 AM by mac66
  <b>Mark your calendars! The Michigan Instructor Boot Camp is coming in January!</b>	Started by intheburbs	5 Replies 148 Views	November 10, 2012, 09:27:40 AM by SteelThunder
  <b>MICHIGAN PROMOTIONS MAIN THREAD</b> <span>new</span>	Started by Hammer Forged	26 Replies 531 Views	October 15, 2012, 03:54:36 PM by Pitmaster
  <b>Michigan Gun Shows</b>	Started by Swamp Thing « 1 2 3 4 5 »	127 Replies 1211 Views	September 28, 2012, 11:06:45 PM by Pitmaster
  <b>+MICHIGAN Instructor AQT Re-Qualification Tracking 2012+</b>	Started by Heartbreaker	2 Replies 413 Views	June 25, 2012, 12:40:20 PM by Superheat
  <b>/!\ -- MICHIGAN INTERNAL AFTER ACTION REPORTS -- /!\</b>	Started by Heartbreaker	2 Replies 215 Views	March 12, 2012, 10:24:38 PM by mac66
  <b>WELCOME MICHIGAN INSTRUCTORS! PLEASE READ THIS FIRST (it's short)</b>	Started by intheburbs	0 Replies 142 Views	February 22, 2012, 08:35:08 PM by intheburbs
  <b>When is the new schedule going to be up?</b> <span>new</span>	Started by mac66	6 Replies 77 Views	<b>Today</b> at 10:17:59 AM by mac66
  <b>SHORT NOTICE - Mid Winter Homeschool Conference/Convention Hudsonville, MI</b> <span>new</span>	Started by number6	2 Replies 26 Views	<b>Today</b> at 10:14:14 AM by mac66
  <b>Final 2012 numbers are in...</b> <span>new</span>	Started by SteelThunder	9 Replies 107 Views	<b>Today</b> at 10:04:07 AM by mac66
  <b>Michigan sling group buy - who's in?</b>	Started by intheburbs	29 Replies 350 Views	January 03, 2013, 05:51:49 PM by intheburbs
  <b>Lapeer, MI December 29, 30 "WINTERSEED" Planning Thread</b>	Started by Hammer Forged	27 Replies 310 Views	December 28, 2012, 07:49:41 PM by Ibex
  <b>Michigan Promotional Event Tally for 2012</b>		5 Replies	December 06, 2012, 09:20:14 AM




# Appleseed Website/TIPS/Forum

## The Appleseed Forum

- Post up on AARs and IAARs – pics, comments

**Project Appleseed** simplemachines forum

 **Hello intheburbs**  
Show unread posts since last visit.  
Show new replies to your posts.  
January 05, 2013, 01:12:55 PM






**News:**  
**Breaking News!** Latest numbers are in, and December was the best on record for Appleseed! The 863 people who attended Dec Appleseeds were more than in any prior Dec in the history of the program. That's a good start on making 2013 a very successful year for Appleseed! We can use all the help you can give this year!

**\*\*We're recruiting!** If you have sales, marketing, or PR experience, I want to hear from you! PM "Fred"! Admins, "Gal Fridays" and others needed, also! Positions open immediately! We're growing!!! 🙏🙏🙏

We still need volunteers in sales, marketing, PR, IT, and general "running of an organization". Maximize your Appleseed energy to make this program grow, and help fill the empty spots on the firing line! An hour of time spent at this level can have the impact of ten or a hundred hours on the firing line... Want to help? PM Fred...

[Home](#) [Help](#) [Search](#) [Admin](#) [Moderate](#) [Profile](#) [My Messages](#) [Calendar](#) [Members](#) [Logout](#)

Project Appleseed

After Action Reports	Unread Posts
 <b>After Action Reports</b> Reports on Appleseed shoots across the country. Let us know what you think! Moderators: corjcat, CorJestir	31656 Posts 3159 Topics <b>Last post</b> by pinkcamomommy in Re: AAR Glen Helen on <b>Yesterday</b> at 12:48:56 AM
 <b>IAAR's - Shoots!</b> AAR's the nitty gritty stop	10880 Posts 2513 Topics <b>Last post</b> by Nukehayes in Re: Dulzura, CA Dec 29 ... on January 03, 2013, 03:37:55 AM
 <b>IAAR's - Library Seeds, other speaking and promo events.</b> The Good, The Bad and The Ugly...	785 Posts 168 Topics <b>Last post</b> by Johnnyappleseed in Re: Kane County Illinois... on December 17, 2012, 05:34:48 PM
 <b>IAAR's - Media Interactions</b>	130 Posts 22 Topics <b>Last post</b> by dart67eb in Re: Another AT article, ... on December 27, 2012, 09:45:25 PM
 <b>IAAR's - Cancelled Events</b> Who, What, Where, Why and how do we fix for next time.	58 Posts 32 Topics <b>Last post</b> by RangeRat in Boulder City, NV - Dec 1... on December 13, 2012, 10:38:39 PM



# Communication

---

- Website (preferred)
  - Set notifications for the following boards:
    - Michigan
    - Michigan Instructors
    - Important Announcements
  - Set notification for PMs (Personal Messages)
  - Use the rest of the website as you see fit
- Phone
  - Please communicate your numbers to RC/SC
  - SB and instructors exchange numbers before event



# Appleseed Website/TIPS/Forum

---

## The Appleseed Forum

- Use other parts of the forum at your own risk 😊
- Ask for help if you need it
- Typical internet silliness, albeit at a much lower rate



# Appleseed Website/TIPS/Forum

- Appleseed TIPS site – (must be logged in to forum)  
<http://appleseedinfo.org/tips/start.php>

 *The Instructor Pages*

[Home](#)  
[My Info](#)  
[Sign Up](#)  
[Fees](#)  
[FAQ](#)  
[Manual](#)  
[Must Read](#)  
[IIT Info](#)  
[Shoot Boss](#)  
[History](#)  
[3 Strikes](#)

**Welcome to the Instructors Only Website.**

NEW! Adaptive Appleseed - [Admissions and Instruction Info.](#)

**NEW! Instructors Purchase Program** - A program which allows Appleseed Instructors to purchase firearms at a greatly reduced price! Sponsors include Ruger, Smith and Wesson, Thompson, and Walther. Please PM nyrasgt for more information.

**Note:** Per Ruger the IPP purchases are on hold until June 30, 2013 due to backorders.

In order to make a purchase you must meet the following requirements and send all of the following to [nyrasgt](#):

- 1) Participant must be full Red Hat Instructor AND have credentials of same to copy and send with the order, as well as an FFL to whom the order must be sent.
- 2) An email address forward the requested forms.

For more info see [the Appleseed FAQ.](#)

**NEW! Attendee Contact Info - For SBs.** Under the 'Shoot Boss' page (Click Shoot Boss on left menu) at the top of the page is a link which reads Attendee Contact List for SBs. A list of event that you have been an SB for will display. Click on one of the events and a list of attendees will appear.


**NEW! Instructor Manual Version 7** - dond, DrRichP, and TOP have done an outstanding job in creating the newest version of the Instructor Manual. Just click on 'Manual' on the left side menu bar to see it. Thanks all.

**NEW! Shoot Cancellations** - If you have to cancel a shoot for any reason PLEASE be sure to post an IAAR on the forum. Cancelled shoot have a special section on the IAAR board:  
<http://appleseedinfo.org/smf/index.php?board=408.0>



# Appleseed Website/TIPS/Forum

- How do I sign up to work an event?

 *The Instructor Pages*

[Home](#)  
[My Info](#)  
[Sign Up](#)  
[Fees](#)  
[My Info](#)  
[IIT Info](#)  
[Shoot Boss](#)  
[History](#)  
[3 Strikes](#)

**Welcome to the Instructors Only Website.**

NEW! Adaptive Appleseed - [Admissions and Instruction Info.](#)

**NEW! Instructors Purchase Program** - A program which allows Appleseed Instructors to purchase firearms at a greatly reduced price! Sponsors include Ruger, Swith and Wesson, Thompson, and Walther. Please PM nyrasgt for more information.

**Note:** Per Ruger the IPP purchases are on hold until June 30, 2013 due to backorders.

In order to make a purchase you must meet the following requirements and send all of the following to [nyrasgt](#):

- 1) Participant must be full Red Hat Instructor AND have credentials of same to copy and send with the order, as well as an FFL to whom the order must be sent.
- 2) An email address forward the requested forms.

For more info see [the Appleseed FAQ.](#)

**NEW! Attendee Contact Info - For SBs.** Under the 'Shoot Boss' page (Click Shoot Boss on left menu) at the top of the page is a link which reads Attendee Contact List for SBs. A list of event that you have been an SB for will display. Click on one of the events and a list of attendees will appear.



# Appleseed Website/TIPS/Forum

- How do I sign up to work an event?

**The Instructor Pages**

[Home](#) [My Info](#) [Sign Up](#) [Fees](#) [FAQ](#) [Manual](#) [Must Read](#) [IIT Info](#) [Shoot Boss](#) [History](#) [3 Strikes](#)

**Shoots Worked/Sign Up for an Event**

**New:** On both 'Sign Up for an Event' and 'Event Brite Pre-Registration Numbers' you will need to select a State to either sign up for or see the Pre-Reg list.

**Sign Up for an Event**

[Sign up to Instruct at a shoot](#)

**Shoots You have Signed up/Worked at**

[List of Events](#)

**Instructor/Event Stats**

[Statistics](#) (on Login as guest on the login screen)

**Instructor Roster/All Instructors and Events**

[Shoot Roster](#)

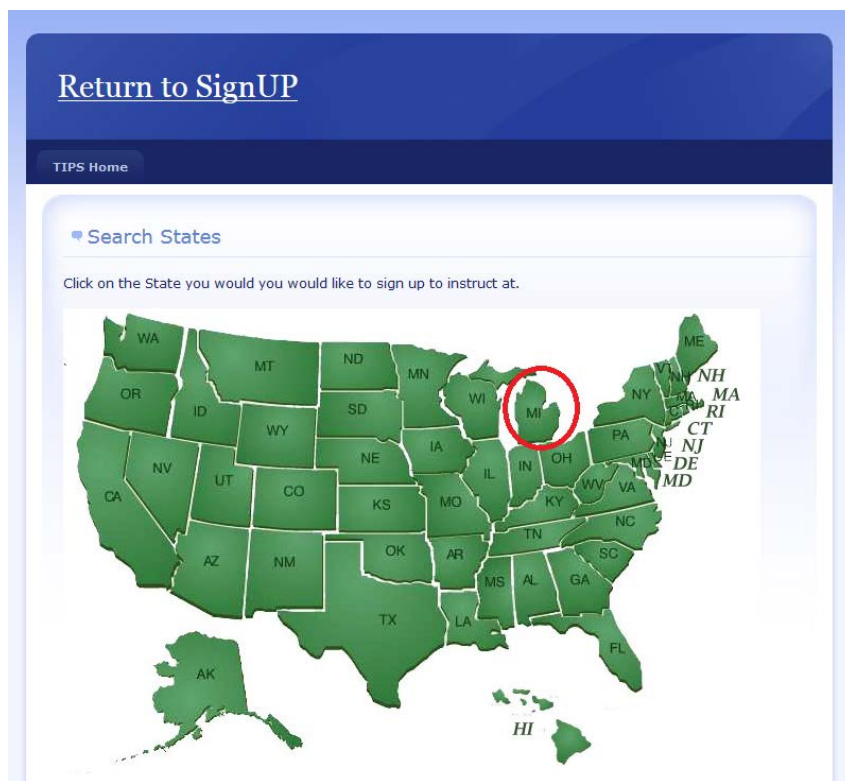
**Event Brite Pre-Registration Numbers**





# Appleseed Website/TIPS/Forum

- How do I sign up to work an event?



Click on the  
appropriate state



- ## Return to SignUP

TIPS Home

### ♥ SignUP for a Shoot at an Event

Click Sign Up next to the Location/Event you would like to instruct at.

You can narrow the selection by selecting a State on 'Filter by State' and then Click->Filter.

Filter by State:

December 21, 2013			
Bellevue	MI	Appleseed	<a href="#">Sign Up</a>
December 28, 2013			
Lapeer	MI	Appleseed	
January 18, 2014			
Watervliet	MI	Appleseed	<a href="#">Sign Up</a>

[Continue](#)



# Appleseed Website/TIPS/Forum

- How do I sign up to work an event?

## Event Verification

Please verify that the information below is correct  
for the Event you wish to sign up for.

Instructor	intheburbs
City	Watervliet
State	MI
Range	Watervliet Rod and Gun Clu
Event Date	2014-01-18
Days signed up for	Both days
Role	Instructor
Comments if needed	
<input type="button" value="Sign Up"/>	<input type="button" value="Cancel"/>

First

Second

Third



# Appleseed Website/TIPS/Forum

---

- How do I sign up to work an event?

**Thanks for signing up!**

Instructor Scheduling has been notified

You can see the Shoot Rosters on the TIPS Sign Up page.

[Return to TIPS](#)



# Roles at an Appleseed

---

- Shoot Boss
  - “The buck stops here”
  - Has final say-so on EVERYTHING
  - Primary interaction with media/politicians
  - Needs to be informed of anything out of the ordinary
  - Cultivate relationship with host club
    - Talk with the Manager at least once over the weekend
    - Give them the opportunity to “pitch” the students



# Roles at an Appleseed

---

- Line Boss
  - Primary duty - SAFETY
  - No instructing – delegate!
  - Ball and chain – do not leave the middle of the line
  - Keep things moving – watch out for time monkey
  - Doesn't matter what hat color – reports to SB
  - Assign RSOs and crossover rifle
  - Loud & confident voice, good cadence
  - Line commands verbatim



# Roles at an Appleseed

---

- RSO
  - “Flip the switch” at Cease Fire
  - Disengage, clear the line
  - After “The line is clear”- resume instructor duties
  - Stay on your side of the line
  - Get down with the shooters during COFs



# Roles at an Appleseed

---

- Instructor (Red Hat)
  - Solid, crisp POIs
  - Good history with little or no prep
  - Role model for IITs
  - Little or no need for cheat sheet
  - Line Boss “by the book” – loud voice, good cadence, keep things moving, verbatim
  - A Red Hat must be on the line when rifles are being handled (insurance requirement)





# Roles at an Appleseed

---

- IIT
  - IIT0 – RSO
  - IIT1 – RSO, Line boss,
  - IIT2 – RSO, Line Boss, some POIs
  - IIT3 – RSO, Line Boss, POIs
  - IIT4 - RSO, Line Boss, POIs
  - All instructors should do at least one history item at every event
  - Learn, ask questions, steal and copy what works



# Roles at an Appleseed

---

- Apple Core
  - Registration/Check-in
  - Record keeping
  - Assist adaptive shooters
  - Hand out/score targets
  - RSO/LSO (AC1)
  - Cultivate relationship with host club
  - Modeling for POIs
  - Teach history
  - May NOT instruct on the line/ 1 on 1



# Pre-event planning

- Check in on the planning thread 2-3 weeks prior to the event – MI Instructors subforum
  - SB will use this thread as primary means of communication to the Instructors
  - All instructors are expected to arrive for setup and instructor meeting – let the SB know if you can't
  - Exchange phone numbers in case of emergency

Project Applesseed » Your Applesseed State Board » Michigan (intheburbs) and (number6) » Michigan Instructors (Moderators: intheburbs, Rimshot, number6)

Pages: [1] 2 3 4 5 ... 7 Go Down

Subject / Started by		Replies / Views	Last post
<b>Lapeer, MI Feb 1 (one day) - Official Planning Thread.</b> Started by Caliper		0 Replies 11 Views	January 17, 2014, 06:05:20 PM by Caliper
<b>2013 Michigan Instructor Re-Qualification Thread - please check in here</b> Started by intheburbs		22 Replies 343 Views	November 26, 2013, 08:47:24 AM by DiamondSharpShooter
<b>Michigan LibertySeeds 2013 Schedule of Events</b> Started by mac66 « 1 2 »		47 Replies 559 Views	November 21, 2013, 10:49:38 PM by mac66
<b>MICHIGAN PROMOTIONS MAIN THREAD</b> <span>new</span> Started by Hammer Forged « 1 2 »		30 Replies 603 Views	October 30, 2013, 09:47:57 AM by mac66
<b>Michigan Gun Shows 2013 - please sign up! 2nd half of 2013 posted.</b> Started by intheburbs		18 Replies 236 Views	August 30, 2013, 12:10:17 PM by Rascal21
<b>/!\ -- MICHIGAN INTERNAL AFTER ACTION REPORTS -- /!\</b> Started by Heartbreaker		2 Replies 273 Views	March 12, 2012, 10:24:38 PM by mac66



# SB Expectations of IITs

---

- Pick a DOM and/or strike on the planning thread and prepare/practice
- Bring your completed, hand-written PC
- Check in on forum planning thread (forum/Michigan/Michigan Instructors) at least one week prior



# Performance Checks (PC)

---

- PC1 & PC2 – safety, RSO, Line Boss
  - “on the job” training
- PC3 – instructing, POIs, IMC
  - Start practicing on your own
- PC4 – history
  - Does not need to be completed in order
  - Simply a sign-off by the SB for each strike and a DOM
  - Don’t let “perfect” get in the way of “good enough”
  - Potential jump from IIT3 to Red Hat or IIT2 to IIT4





# Instructing at an Appleseed

---

- Professionalism – you’re the expert
  - Use proper terminology – cartridge vs bullet, magazine vs clip, j-hook, h-buckle, keeper, etc.
  - Learn every shooter’s name – “get down”
  - Always try to improve yourself
  - Keep the Shoot Boss “in the loop” on anything out of the ordinary – good or bad
  - Please arrive ON TIME
    - Time can vary depending on setup, other factors
-



# Safety at an Appleseed

---

- **Safety overrides everything else**
- **When it comes to safety – hat color is irrelevant**
- **Everyone listens to, and follows the directions of the Line Boss – regardless of hat color**



# IBC Introductory Notes

---

- Simplicity & Precision in all things
  - Perfect is the enemy of good enough
  - Instructor Manual is a great resource
  - List items first, then explain
    - Safety Rules, Line Commands, Six Steps, etc.
  - Trigger, support – not right, left
  - Don't stand between model and crowd
  - Use visual aids as much as possible
  - TPI – total participant involvement
-





# Framing

---

What is framing?

- Explain what's going to be taught
- Context
- Why this is important

What should be framed?

- **Everything**



# Does Everything have to be Verbatim?

---



Of course not!



# Cheat Sheets

## 4 SAFETY RULES

1. ALWAYS KEEP THE MUZZLE IN A SAFE DIRECTION.
2. DO NOT LOAD UNTIL GIVEN THE LOAD COMMAND.
3. KEEP YOUR FINGER OFF THE TRIGGER UNTIL THE SIGHTS ARE ON THE TARGET.
4. MAKE SURE THOSE AROUND YOU FOLLOW THE SAFETY RULES.

## SAFE RIFLE

- Magazine (Tube/Clip) OUT
- Bolt BACK (& Locked w/ Exceptions)
- Safety ON
- Chamber flag IN (the Chamber)
- Rifle GROUNDED — STEP BACK
- NO ONE TOUCHING the rifle

## LINE COMMANDS [echo]

- Shooters, your preparation period begins now!
- Shooters, your preparation period has ended!
- (Non transition): With x rounds...**LOAD**
- (Transition stages 2 & 3): **SAFETIES ON! STAND!**
- Is the line ready?
- Ready on the right?
- Ready on the left?
- All ready on the firing line!
- **FIRE!**
- **CEASE FIRE! CEASE FIRE! CEASE FIRE!**
- **UNLOAD AND CLEAR!**
- Is the line clear on the right?
- Is the line clear on the left?
- **THE LINE IS CLEAR! THE LINE IS CLEAR!**
- Shooters, you may proceed downrange!

## STEADY HOLD FACTORS

- (Body angled @ approx. 30 degrees offset)
- Support hand RELAXED, on life line bones
- Support elbow UNDER RIFLE
- Sling SNUG (& smooth) across the back of the support hand
- (Behind shooter check no canting, body offset)
- Spine & support leg STRAIGHT / Foot RELAXED
- Trigger knee up TIGHT / Shin parallel w/ barrel
- Trigger elbow PLANTED with weight / Stable angle
- Trigger hand—firm HANDSHAKE grip / Stock in solid
- (Finger HOOKED, on 1st pad, & not dragging wood)
- Turkey neck / CHEEK WELD / Don't break weld

## SIX STEPS TO FIRING A SHOT

1. Sight ALIGNMENT (+ cheek weld = accuracy)
2. Sight PICTURE
3. RESPIRATORY PAUSE
  - 4A. FOCUS YOUR EYE on the front sight.
  - 4B. FOCUS YOUR MIND on keeping the front sight on the target.
5. SQUEEEZE the trigger.
6. FOLLOW THROUGH:
  - Hold the trigger back.
  - Take a mental snapshot of where on the target the front sight was at trigger break.

## NPOA

- Do the 1st two steps of firing the shot.
- Close your eyes during respiratory pause
- RELAX INTO SLING; open your eyes
- That's your NPOA!
- Check sights — Adjust your position
- Repeat as needed until right on—Don't move!
- Trust NPOA & Shoot in Rifleman Cadence

## STANDARD AQT

**STAGE 1:** Prep 1 mag w/10 rounds. Start standing, shoot STANDING. TOP target, 10 shots. 2 MINUTES

**STAGE 2:** Prep 2 mags w/2 & 8 rounds. Start standing, transition, shoot SITTING. Second row, 5 shots into each target with mag change (2-round mag first). 55 SECONDS.

**STAGE 3:** Prep 2 mags w/2 & 8 rounds. Start standing, transition, shoot PRONE. Third row, 3-3-4 with mag change (2-round mag first). 65 SECONDS.

**STAGE 4:** Prep 1 mag w/10 rounds. Start prone, shoot PRONE. Bottom row, 2-2-3-3. 5 MINUTES.

Revision \_11—1/24/2012



# Cheat Sheets

---

- IIT – encouraged to use it until comfortable
- RH – Don't make it a habit. It will become a crutch. Strive to eliminate the need.
- SB – You're just giving that to someone, right?



# Safety Rules

---

1. Always keep the muzzle in a safe direction
2. Do not Load until given the load command
3. Keep your finger off **the** trigger until **the** sights are on the target
4. Make sure those around you follow the safety rules

**VERBATIM!**



# Safe Rifle

---

1. Mag Out
2. Bolt Back
3. Safety On
4. Chamber flag in
5. Rifle Grounded [rifle down]
6. No one touching the rifle. [step back]

**VERBATIM!**



# Safety Briefing

---

- Have the shooters chorus the rules – repeatedly
  - Have them keep doing it until you're satisfied
  - Don't spoon feed each one – make them think
  - When in doubt, have them do it again.
  - Verbatim, and in order
  - Practice at home/in the car until you can do it without a cheat sheet
  - Reinforce throughout the weekend
-



# Hangfires, Misfires, Squibs

---

- Quality control not as good on rimfire (22) as it is on centerfire.
- Get to know your rifle. Know how it behaves. Know the sounds it makes.
- When in doubt, ask and instructor.





# Hangfires, Misfires, Squibs

---

- Hangfire
  - Delayed ignition of the round.
  - Rifle goes “click,” wait 5-7 seconds (Don’t mention NRA rule unless someone else does)
- Misfire (dud)
  - After waiting, cycle the rifle and continue
- Squib
  - Most dangerous - especially centerfire
  - Usually accompanied by a malfunction or abnormal sound; “Replay the last shot in your mind.”
  - When in doubt, check the barrel for obstructions



# Line Commands - Normal

---

- Shooters, your preparation period begins now.
- Shooters, your preparation period has ended.
- With \_\_ rounds, **LOAD!**
- Is the line ready?
- Ready on the right? Ready on the left?
- All ready on the firing line -- **FIRE!**
- **Cease fire! Cease fire! Cease fire!**
- Unload and clear.
- Is the line clear on the right? Is the line clear on the left?
- The line is clear. The line is clear.

**VERBATIM!**



# Line Commands - Transitions

---

- Shooters, your preparation period begins now.
- Shooters, your preparation period has ended.
- Safeties On.
- **Stand!**
- Is the line ready?
- Ready on the right? Ready on the left?
- All ready on the firing line -- **FIRE!**
- **Cease fire! Cease fire! Cease fire!**
- Unload and clear.
- Is the line clear on the right? Is the line clear on the left?
- The line is clear. The line is clear.

**VERBATIM!**



# The Redcoat target

---

- Frame it
  - What is your effective range?
- Course of fire – 3-3-3-3-1 – why 3 in each target?
- 13 rounds – symbolism
- Target sizes - scaled targets
- Morgan's men – recruited 96 men in 10 days
- Uninstructed shooting on Saturday morning
- Use this as an opportunity to watch the shooters – gauge their ability



# Instructing and Modeling Basics

---

- If you're instructing:
  - Choose your model wisely (seated, NPOA, etc.)
  - Intermittent eye contact – control where the shooters are looking
  - Crouch down to model
  - Point with your finger or a pen
  - Instructor doesn't model



# Instructing and Modeling Basics

---

- If you're modeling
  - You're a puppet, the instructor is "pulling your strings"
  - Don't anticipate
  - If they don't say it, don't do it
  - Models are seen and not heard



# USGI Loop Sling

---

- Frame it – not just a carry aid
- Start from knees
- Rifle cradled in trigger shoulder for muzzle control, frees up both hands
- Detach J-hook from buttstock
- Make loop through H buckle
- Half turn towards your trigger hand
- As far up your support arm as you can
- Cinch down



# USGI Loop Sling

---


- Reach out and around sling
- Sandwich hand between sling and stock
- Trigger hand free to help lower body into position





# Prone Position SHF

- Frame it - most stable, low profile
- Index – ~30 degrees
- Support Hand – relaxed platform
- Support Elbow – under rifle
- Sling – snug
- Support Leg – aligned with spine
- Support Foot – relaxed
- Trigger Leg – knee up, shin parallel to barrel
- Trigger Elbow – planted
- Trigger Hand – firm handshake grip
- Trigger Finger – “C” shape
- Turkey Neck, Cheek Weld – up and out
- POA – (NOT NPOA!!) hips around support elbow
  - Windage: hips left = POA right, hips right = POA left
  - Elevation = hips forward = POA down, hips back = POA up



**Move around the  
model in a circle!**



# Prone – Extra Info

---

- Support elbow is most important - magazine should drop into it
- Tall/skinny use less index – They have longer reach w/ support hand
  - Rifle length will also impact index angle
- Trigger knee up helps with breathing and stability
- Optional, but strongly encouraged: Repeat how to get into the sling



# Prone – SB Demo

---


- Instructor Demo – **Superheat**



# Questions?

---

- Any questions before we break out?
- Breakout time – 30 minutes





# Six Steps

---

- Frame it – the foundation of consistent, accurate shooting
- 1 – Sight alignment
  - aperture, notch, Ruger, scope
- 2 – Sight picture
  - center of target, six o' clock
- 3 – Respiratory pause
- 4a – Focus your eye on the front sight
- 4b – Focus your mind on keeping the front sight on the target
- 5 – Squeeze the trigger
- 6 – Follow through
  - Hold the trigger back
  - Call your shot, mental snapshot

**VERBATIM!**



# Six Steps Extra Info

---

- Frame it – repeatability, methodical, organized
- We prefer 6 o'clock hold due to consistency (not covering up target)
- Understand difference between POA/POI for COT and 6 o'clock – even at distance
- Respiratory pause best on empty lung due to consistency
- Natural, relaxed breathing; not exaggerated



# Six Steps Extra Info

---

- Squeeeeeeeze the trigger – use clicker pen as visual aid to illustrate proper trigger control
- Have the shooters chorus the six steps multiple times until you're satisfied that they know it



# Six Steps – SB Demo

---

- Instructor Demo – **Steel Thunder**








# Six Steps - Questions?

---

- Any questions before we break out?
- Breakout time – 25 minutes





# IMC - Inches

---

- Frame it – quickly zero, save time and ammo
- Identify group (8 MOA or less)
- Circle group (discarding flyers), find center
- Explain windage and elevation
- Measure elevation and windage error to center of target
- Add arrows – in direction of correction
- Questions?

End of inches

---



# IMC - Minutes

---

- Line of sight vs bullet path – creates an angle
- How do we measure angles? Degrees
- $1^\circ$  @ 100 yds = 5 feet – too big!
- Smaller unit of measure? Minute
- 1 MOA =  $1/60$ th of  $1^\circ$
- Therefore, **1 MOA = 1" per 100 yards**
- Illustrate 1 MOA at various distances
- 1 MOA =  $\frac{1}{4}$ " at 25 yards, convert I to M
- Questions?

End minutes



# IMC - Clicks

---

- Convert to clicks based on various sights:
- Most scopes –  $\frac{1}{4}''$  @ 100 yds (4 clicks per MOA)
- Tech sights –  $\frac{1}{2}$  MOA per click (?)
- AR sights – various
- M1/M1A – 1 MOA per click
- Tailor sight discussion to the rifles present (AK, etc)
- Front/rear sight – good/bad child
- Questions?

End clicks

---



# Inches – Minutes – Extra Info

---

- Students should write down adjustments
- Start and finish three distinct sections
- Use many visual aids
- Move from known to unknown
- Audience participation – ask many questions – use awkward silence to your advantage



# Inches – Minutes – Extra Info

---

People talk in inches

Sights/scopes talk in clicks

Riflemen use minutes to  
translate between the two



# IMC Extra Info

---

- Practice until you don't interchange inches and MOA
- Practice MOA at different distances constantly
- Good kid, Bad kid analogy – adjusting sights
- 4MOA is 4MOA no matter the distance
  - 1" target at 25m = 20" target at 500m
- Money analogy – Quarters in Dollar
  - Only use as last resort!, only at 25m
- **If you don't understand it, the students you're teaching surely won't!**



# IMC– SB Demo

---

- Instructor Demo – **Swamp Thing**






# IMC - Questions?

---

- Any questions before we break out?
- Breakout time – 45 minutes





# Natural Point of Aim

---

- Frame it – consistent, smaller shot groups, 3<sup>rd</sup> leg of the stool, “secret sauce”
- Natural point of aim – Where your relaxed body will place the shot
- Verification drill –
  - Do the first three steps of firing the shot
  - Close your Eyes
  - RELAX - muscles, relax into the sling
  - Breathe in/Breathe out
  - Open your Eyes – that’s your NPOA!
  - If sights are not on target, shift your hips around your elbow to get them on target



# NPOA Extra Info

---

- Talk to your laser pointer model ahead of time
  - Screw it up 2-3 times before they get on target
- Have a personal story or analogy ready
  - Sling = Hammock on the beach
  - Teaching someone how to ride a 2-wheel bike
  - Can't be explained – must learn by doing
- Make sure shooters know it's a difficult skill
- Most of all – patience and persistence



# NPOA – SB Demo

---


- Instructor Demo – **Graywolf**



# NPOA - Questions?

---

- Any questions before we break out?
- Breakout time – 45 minutes





# USGI Hasty Sling

---

- Sling reattached at buttstock
  - Hold rifle in trigger hand
  - Hand width between trigger guard and sling
  - Reach support arm through where sling is attached to buttstock and around sling
  - Sandwich hand between stock and sling
  - Pull rifle straight down, seat sling on tricep
  - Grab bottom of stock, rotate rifle into position
  - Bring rifle to your head, not head to the rifle.
-



# USGI Hasty Hasty Sling

---

- Keep both hands on rifle
- Flip sling around support elbow
- Double chicken wing for tension



# Standing (Offhand) Position SHF

---

- Frame it – quickest, least stable
- Index – 90°
- Support hand – relaxed
- Support elbow – under and close
- Sling – snug
- Feet – shoulder-width apart, flat
- Buttstock high in shoulder pocket – head vertical
- Trigger elbow – chicken wing
- Trigger hand – handshake
- Trigger finger – “C” shape,
- Turkey neck / cheek weld





# Standing (Offhand) – Extra Info

---

- Chicken wing creates shooting pocket and stability
- 55% weight on support foot, 45% trigger foot
- Take breaks – 2-3 shots at a time
- NPOA – make figure 8s with muzzle
  - Windage – Pivot on support foot
  - Elevation – Feet closer together = NPOA down, Feet further apart = NPOA up



# Standing/Offhand– SB Demo

---

- Instructor Demo – **Slim**






# Standing/Offhand - Questions?

---

- Any questions before we break out?
- Breakout time – 25 minutes





# Cross-Legged Position

---

- Frame it - Quicker than prone, height over terrain or obstacles
- Index – 45 degrees
- Trigger leg behind support leg
- Support hand – relaxed
- Support elbow – under rifle
- Elbows – in front of knees
- Sling – snug
- Trigger hand – handshake
- Trigger finger – “C” shape
- Turkey neck, cheek weld
- NPOA
  - Windage: Pivot left and right - 2 cheek sneak
  - Elevation: Feet further apart = NPOA down, Feet closer together = NPOA up



# Cross-Ankled Position

---

- Frame – modified Cross-Legged
- Index – 45 degrees
- Trigger Leg behind Support Leg
- Support Hand – Relaxed
- Support Elbow – Under rifle (as much as possible)
- Elbows – In Front of Knees
- Sling – Snug
- Trigger Hand – Handshake
- Trigger Finger – “C” Shape
- Turkey Neck, Cheek Weld
- NPOA
  - Windage: Pivot left and right - 2 cheek sneak
  - Elevation: Feet further away = NPOA Down, Feet closer = NPOA Up



# Open Legged Position

---

- Frame: Shooting on a hillside
- Index – 45 degrees
- Support Hand – Relaxed
- Support Elbow – Under rifle (as much as possible)
- Elbows – In Front and Inside knees – knees not bowed out
- Sling – Snug
- Trigger Hand – Handshake
- Trigger Finger – “C” Shape
- Turkey Neck, Cheek Weld
- NPOA
  - Windage: Pivot left and right - 2 cheek sneak
  - Elevation: Feet further away = NPOA Down, Feet closer = NPOA Up



# Kneeling Position

---

- Frame - Quickest, Most mobile, Shooting uphill, can use hasty
  - Index – 45°
  - Sitting on foot
  - Support Hand – Relaxed
  - Support Elbow – Under
  - Support Elbow – In front
  - Sling – Snug
  - Trigger Elbow – Chicken Wing
  - Trigger Hand – Handshake
  - Trigger Finger – “C” shape
  - Turkey neck and cheek weld
  - NPOA Shifts
    - Windage: Pivot around support foot
    - Elevation: Move support foot closer (up) or away (down)
-



# Seated – Extra Info

---

- Most personal position
- Can be just as stable as prone
- Students should try each variation in order
- Help them stretch if you get permission
- Check position by simulating recoil
- Elbows and knees – flat to flat
- Open – Legged: Flat feet, otherwise dig in heels; Feet in line with knees, in line with shoulders





# Seated/Kneeling– SB Demo

---

- Instructor Demo – **Caliper**






# Seated/Kneeling - Questions?

---

- Any questions before we break out?
- Breakout time – 45 minutes





# Rifle Familiarization

---

- These 7 rifles cover 98% of rifles you'll see
  - Rimfire: Ruger 10/22, Rem 597, Marlin 795
  - Centerfire: M1 Garand, M1A, AR15, AK47
- How to make the rifle safe
- Safe operation of the rifle
- Unique/eccentric features
- Ask questions!



# Rifle Familiarization- Questions?

---

- Any questions before we break out?
- Breakout time – 90 minutes

