

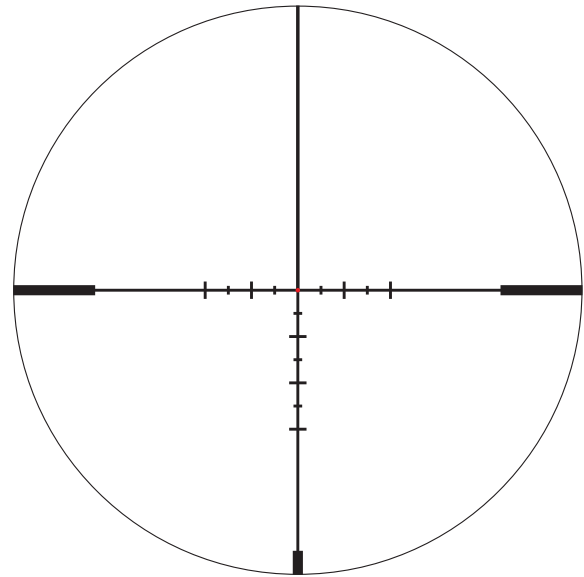
WIPER[®] PST GEN II

VMR-2 RETICLE 2nd Focal Plane | MOA



THE VORTEX[®] VMR-2[™] RETICLE

You have purchased a Vortex[®] riflescope equipped with the VMR-2[™] reticle. Designed to maximize long distance shooting and ranging abilities, the VMR-2 MOA reticle can be used to effectively determine ranges, holdovers, windage corrections and moving target leads.



VMR-2 MOA Reticle

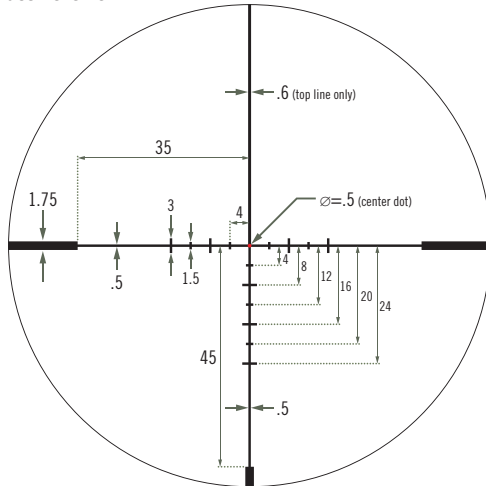
MOA Subtensions

The VMR-2 reticle is based on minute-of-angle (MOA) subtensions. MOA measurements are based on degrees and minutes: 360 degrees in a circle, 60 minutes in a degree for a total of 21,600 minutes. These angular measurements are used to estimate range and correct for bullet trajectory drop in riflescopes. 1 MOA will correspond to 1.05 inches for each 100 yards or 29.1 mm for each 100 meters.

Second Focal Plane Reticles

Second focal plane (SFP) reticles are located near the scope's eyepiece behind the image erecting and magnifying lenses. This style of reticle does not visually change in size when you change the magnification. The advantage of an SFP reticle is that it always maintains the same ideally-sized appearance. When shooting with this SFP scope, be aware that the listed reticle subtensions used for estimating range, holdover, and wind drift correction are only accurate at the highest magnification.

VMR-2 Subtensions



Subtensions measured in MOA. Reticle image shown for representation only.

Ranging

MOA measurements are very effective for ranging using a simple formula. To use this formula, the shooter needs to know the size of the target, or nearby object, in inches.

MOA Ranging Formula

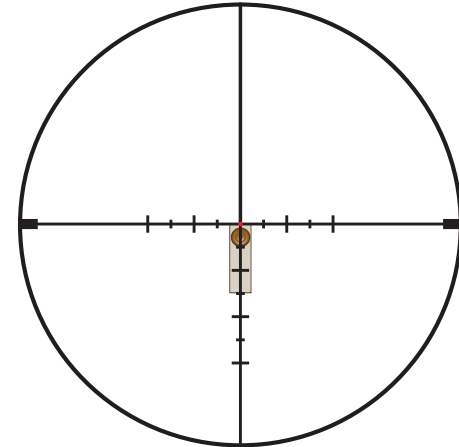
$$\frac{\text{TARGET SIZE (INCHES)} \times 95.5}{\text{MEASURED MOAs}} = \text{RANGE (YARDS)}$$

$$\frac{\text{TARGET SIZE (CM)} \times 34.38}{\text{MEASURED MOAs}} = \text{RANGE (METERS)}$$

Using either the vertical or horizontal MOA scale, place the reticle on a target of known dimensions and read the number of MOAs spanned. You will obtain maximum accuracy in ranging by calculating exact MOA measurements. MOAs should be estimated in 1/2s if possible.

Accurate measuring will depend on a very steady hold. The rifle should be solidly braced using a rest, bipod or sling when measuring. Once you have an accurate MOA reading, use the formula to calculate the distance.

Example



Ranging a target stand that is six feet (72 inches) tall at 12 MOA to get 573 yards.

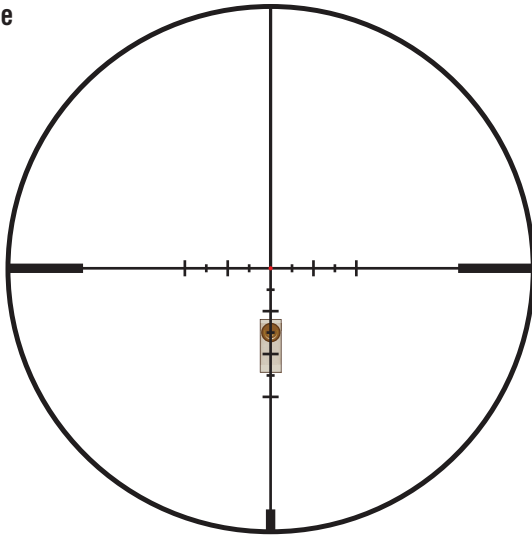
$$\frac{72 \times 95.5}{12 \text{ MOA}} = 573 \text{ Yards}$$

Elevation Holdovers

Once the distance has been calculated using the VMR-2 or a laser rangefinder, the VMR-2 can be used for rapid holdover correction of the bullet drop. To get the most benefit out of a riflescope equipped with the VMR-2 reticle, Vortex Optics highly recommends shooters learn their bullet drop numbers and windage/lead corrections in MOAs rather than inches or mrad. Remember that 1 MOA will correspond to 1.05 inches for each 100 yards or 29.1 mm for each 100 meters.

Since this VMR-2 reticle is marked in 4 MOA increments, it is easy to quickly select the correct drop reference line once the shooter knows the bullet drops and windage/lead corrections in MOAs. If the shooter prefers to dial the come ups for bullet drop using the elevation knob, knowing bullet drops in MOAs will allow for much faster adjustments because the MOAs can be quickly read on the elevation knob.

Example



12 MOA reticle holdover correction for 600-yard shot. No wind.

Windage and Moving Targets

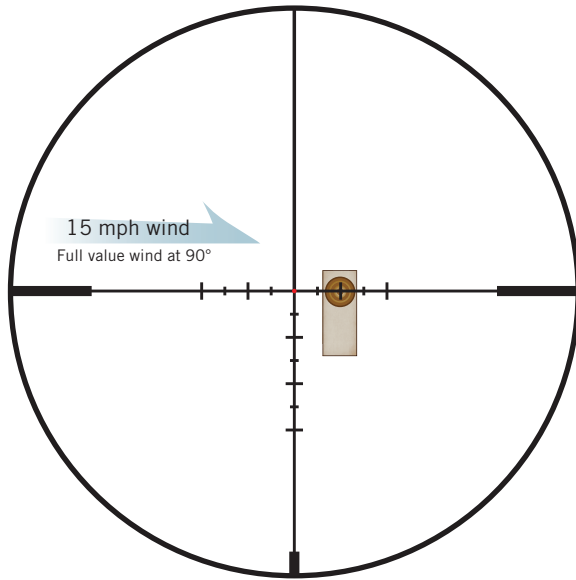
The VMR-2 reticle is highly effective when used for wind and moving target leads. Using the reticle for effective windage and moving leads will require a thorough knowledge of your cartridge's ballistic performance under varying conditions and experience in reading wind strengths and target speeds. As in bullet drops, it is imperative the shooter learn their particular weapon's windage/moving target corrections in MOAs rather than inches or mrad. Always hold the reticle into the wind when correcting for wind drift.

When dialing elevation come ups, the center horizontal crosshair will be used for windage or moving target leads. MOA marks on the horizontal and vertical crosshairs are graduated in 4 MOA increments.

Basic windage correction on center crosshair

When dialing elevation come ups, the center horizontal crosshair will be used for windage or moving target leads. MOA marks on the horizontal crosshair are graduated in 4 MOA increments.

Example



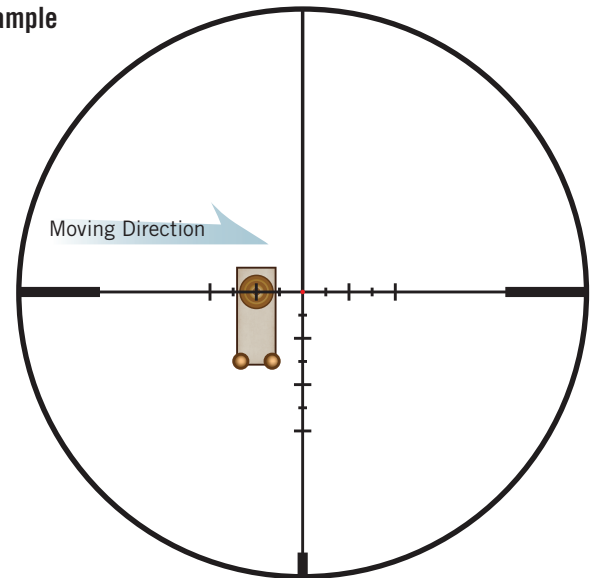
8 MOA reticle correction for 15 mph wind at 600 yards.
Elevation is already dialed into turret.

Basic moving lead correction

When estimating moving target leads, the MOA marks on the center horizontal crosshair can be used. Estimating moving leads will require knowing yardage distance, wind speed, moving target speed and total bullet flight times including rifle lock time. Bullet flight times can be roughly calculated based on fps velocities or a ballistic calculator.

Note: Correctly estimating moving leads is very difficult and requires considerable practice and knowledge beyond the scope of this manual.

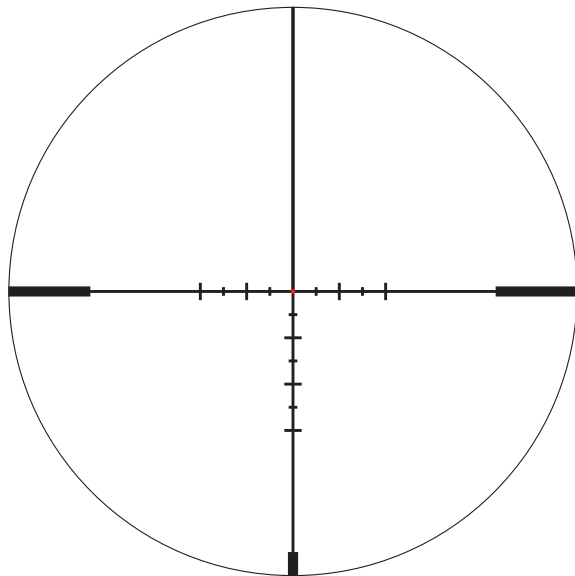
Example



8 MOA reticle correction for a target moving 3 mph at a distance of 600 yards. Elevation already dialed into turret.

VMR-2 RETICLE

Second Focal Plane | MOA



THE VIP WARRANTY

We build optics based on our commitment to your absolute satisfaction. That's why Vortex products are unconditionally guaranteed and we make this Very Important Promise to you—a Very Important Person.

Rest assured that in the event your riflescope becomes damaged or defective, Vortex Optics will repair or replace the riflescope at no charge to you. Call Vortex Optics at 800-426-0048 or e-mail service@vortexoptics.com for prompt, professional, and friendly service.

Vortex Optics
2120 West Greenview Drive
Middleton, Wisconsin 53562 USA



Visit www.vortexoptics.com for more information.

The VIP Warranty does not cover loss, theft, deliberate damage or cosmetic damage that does not hinder the performance of the product.

M-00034-1
© Vortex Optics USA